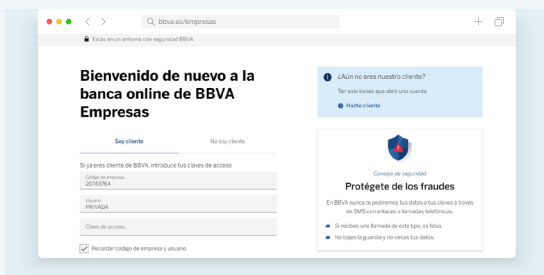


Get the most out of your investment portfolio if its ownership is under a company (CIF)

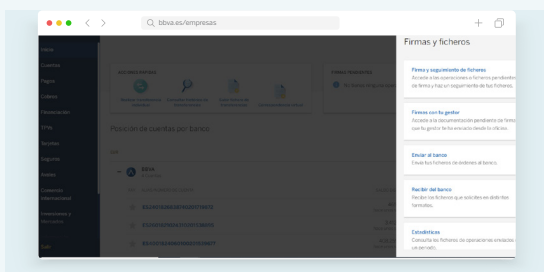
Discover the features available on our website

At bbva.es/empresas, you have many options of customizing the information and queries related to your CIF ownership portfolio.



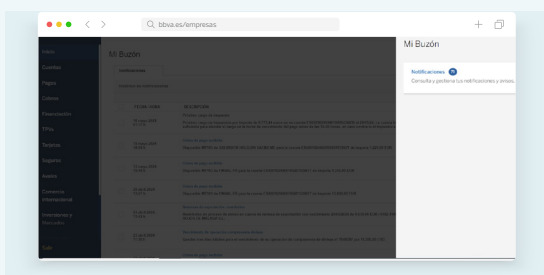
1

It is very simple to register. It is carried out by the **company administrator**, creating users and asking your private banker to register the company's asset information services.



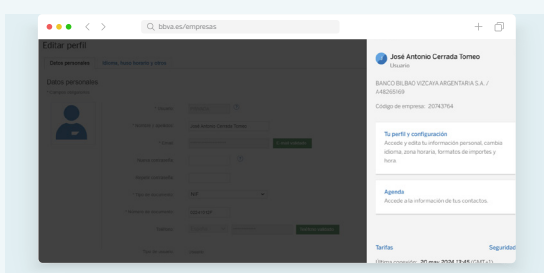
2

In the **Signatures with your adviser** section, you will see the documents pending signature: changes in the portfolio contract, investment recommendations, purchase and sale orders, contributions and withdrawals and even new portfolio additions.



3

If you want to view the receipts and justifying documents of transactions, go to **My mailbox**. This section will only be available to the company's administrator. However, any profile will have access to the full details of transactions in the **Asset information module**.



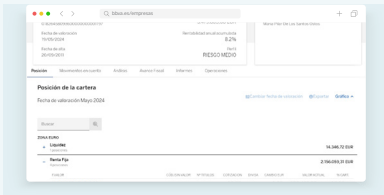
4

Remember that you can register users and set up their profiles in **Profile**.

In order to access all the detailed information on your investment portfolio (assets and returns, transactions, details of positions, tax analysis, etc.), go to **Asset information** (side menu).

In this section, you will find:

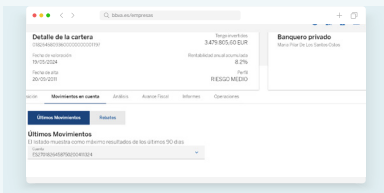
5



Portfolio position, where you can analyze each of the financial instruments included in the portfolio by type of investment, analyzing by type of investment (equities, fixed income, alternative investment, etc.) and by geographical area. In each position, you will have information on valuations and access to the prospectuses of each fund.

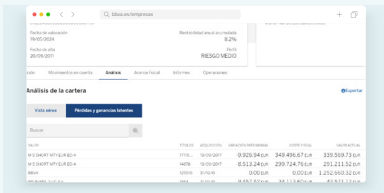
There is also the option of exporting all this information in Excel and PDF format. You can also obtain this information more visually through “charts” by sector, geographical area, etc., and you can request past monthly valuations after the month closes.

6



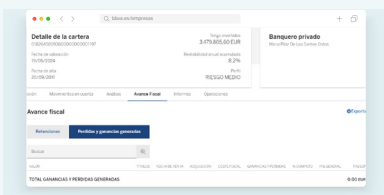
Account movements, where you can view the account in euros or in the portfolio's currency and see the details of all movements. In this section, you can see the fund managers' rebates. All these queries can be exported to Excel and PDF format.

7



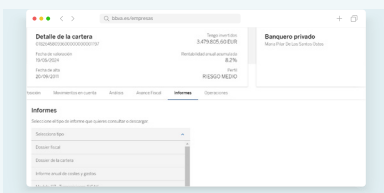
Analysis, with more information about the portfolio in relation to various scopes (currency, sector, etc.), and information about **Unrealized losses and gains**, where you can see each position's tax items with their acquisition cost and accountable gain.

8



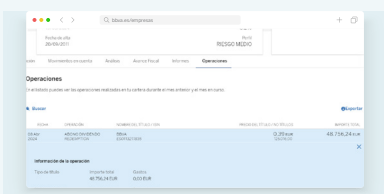
Advance tax withholdings, to see the portfolio's withholdings in the year and the losses and gains generated in the same year, all at a glance. It can also be exported to Excel and PDF format.

9



Reports, such as the monthly portfolio dossier, the monthly tax dossier... In “daily dossier” you can generate a comprehensive dossier with a daily summary of the portfolio (positions, returns, details of each instrument, transactions and the portfolio's unrealized losses and gains with details of each item, etc.), that is, a summary of all the relevant aspects of the portfolio at a click. In addition, you can generate a key report to view the return on the portfolio and on each of its instruments.

10



Lastly, **Transactions** provides you a summary of all the types of transactions that have been carried out in the portfolio, and they can be customized by date, instrument, etc.